

Power Choke Coil HMLB25201T MSR type

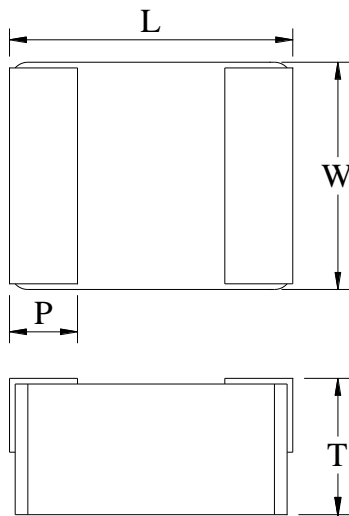
■ Features

High performance (Isat) realized by metal dust core.
 Low profile : 2.5 mm x 2.0 mm x 1.0 mm
 Low loss realized with low DCR
 100% lead (Pb) free meet RoHS standard

■ Application

DC/DC converter for CPU in Notebook PC
 Cellular phones, LCD displays, HDDs, DVCs, DSCs, PDAs etc..
 Thin type on-board power supply module for exchanger
 VRM for server

■ Outline Dimensions

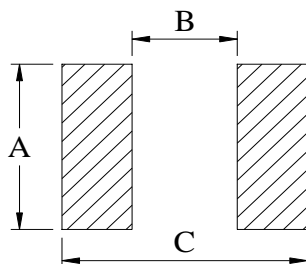


Code	Dimensions
L	2.5 ± 0.2
W	2.0 ± 0.2
T	1.0 Max.
P	0.6 ± 0.2

Unit : mm

■ Recommend Land Pattern Dimensions

The customer shall determine the land dimensions shown below after confirming and safety.

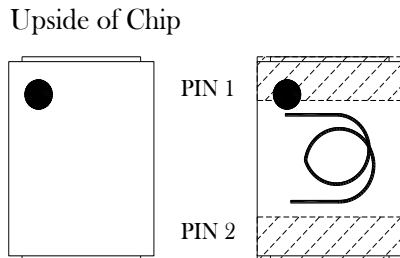


A	2.0
B	1.2
C	2.8

Unit : mm

■ Marking

The point on the top surface represents winding direction of choke.



Coil clockwise around

■ Specifications

Part Number	L0 Inductance (μH) @ (0A)	R_{dc} ($\text{m}\Omega$)		Heat Rating Current DC Amps. I_{dc} (A)		Saturation Current DC Amps. I_{sat} (A)	
		Typical	Maximum	Typical	Maximum	Typical	Maximum
HMLB25201T-R22MSR	0.22	9.4	11.5	5.9	5.3	7.0	6.3
HMLB25201T-R24MSR	0.24	12	15	5.1	4.6	6.2	5.5
HMLB25201T-R47MSR	0.47	26	32	3.95	3.55	4.6	4.15
HMLB25201T-1R0MSR	1.0	45	55	3.4	3.0	3.7	3.35
HMLB25201T-1R5MSR	1.5	72	86	2.45	2.25	3.1	2.75
HMLB25201T-2R2MSR	2.2	94	112	1.9	1.7	2.6	2.35

* : If you require another part number please contact with us.

** : Inductance Tolerance $\pm 20\%$

Note 1. : All test data is referenced to 25°C ambient.

Note 2. : Test Condition: 1MHz, 1.0Vrms

Note 3. : I_{dc} : DC current (A) that will cause an approximate ΔT of 40°C

Note 4. : I_{sat} : DC current (A) that will cause L0 to drop approximately 30%

Note 5. : Operating Temperature Range -55°C to $+125^{\circ}\text{C}$

Note 6. : The part temperature (ambient + temp rise) should not exceed 125°C under the worst case operating conditions. Circuit design, component placement, PCB trace size and thickness, airflow and other cooling provision all affect the part temperature. Part temperature should be verified in the end application.

Note 7. : The rated current as listed is either the saturation current or the heating current depending on which value is lower.

Current Characteristic

