

Power Choke Coil HTEK20161T MSR type

■ Features

High performance (Isat) realized by metal dust core.

Low profile : 2.0 mm x 1.6 mm x 1.0 mm

Low loss realized with low DCR

100% lead (Pb) free meet RoHS standard

■ Application

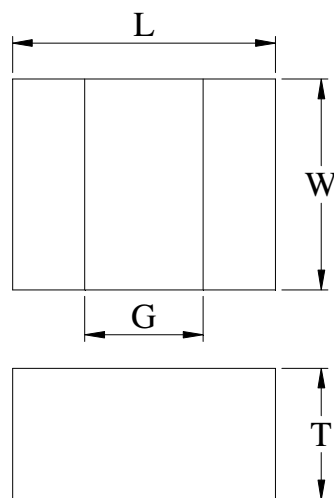
DC/DC converter for CPU in Notebook PC

Cellular phones, LCD displays, HDDs, DVCs, DSCs, PDAs etc..

Thin type on-board power supply module for exchanger

VRM for server

■ Outline Dimensions

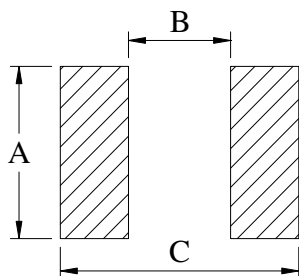


Code	Dimensions
L	2.0 ± 0.2
W	1.6 ± 0.2
T	1.0 Max.
G	0.6Typ.

Unit : mm

■ Recommend Land Pattern Dimensions

The customer shall determine the land dimensions shown below after confirming and safety.

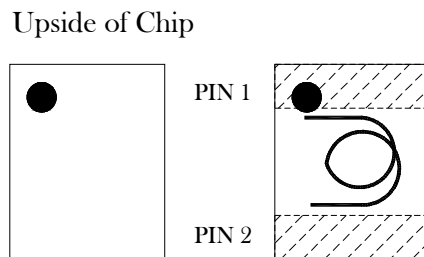


A	1.7
B	0.5
C	2.1

Unit : mm

■ Marking

The point on the top surface represents winding direction of choke.



Coil clockwise around

■ Specifications

Part Number	L0 Inductance (μ H) @ (0A)	R_{dc} ($m\Omega$)		Heat Rating Current DC Amps. I_{dc} (A)		Saturation Current DC Amps. I_{sat} (A)	
		Typical	Maximum	Typical	Maximum	Typical	Maximum
HTEK20161T-R47MSR	0.47	18	22	5.4	4.8	6.0	5.5
HTEK20161T-1R0MSR	1.0	35	43	4.5	4.1	4.6	4.2

* : If you require another part number please contact with us.

** : Inductance Tolerance $\pm 20\%$

Note 1. : All test data is referenced to 25°C ambient.

Note 2. : Test Condition: 1MHz, 1.0Vrms

Note 3. : I_{dc} : DC current (A) that will cause an approximate ΔT of 40°C

Note 4. : I_{sat} : DC current (A) that will cause L0 to drop approximately 30%

Note 5. : Operating Temperature Range -55°C to + 125°C

Note 6. : The part temperature (ambient + temp rise) should not exceed 125°C under the worst case operating conditions. Circuit design , component placement, PCB trace size and thickness, airflow and other cooling provision all affect the part temperature. Part temperature should be verified in the end application.

Note 7. : The rated current as listed is either the saturation current or the heating current depending on which value is lower.

■ Current Characteristic

